

Back walls

Rear wall Leipzig L14/L15/L18/L19 RAL 9002





Versatile and expandable protection

Opaque rear wall for the „Leipzig“ shelter system with tubular frame and wall module made of powder-coated profiled sheet metal in RAL 9002 grey-white.

Article number	EAN	Width	Height	Depth
102000098	4250366527512	4300 mm	1880 mm	



Colour	RAL 9002 - Grey white
Base material	Steel
Weight	120,00 kg
Attachment unit	No
Surface finish	Galvanised and color coated
For model	Leipzig
Back panel type	Troughed sheet
Accessory type	Rear wall



The standardised base system of the „Leipzig“ shelter offers multifaceted options for adaptation to individual requirements. No matter which you decide on, the „Leipzig“ model always cuts a fine figure. It is ideal as robust protection for goods of all kinds – whether open, half-open or closed. The rear wall with its

all-round tubular frame provides weather and privacy protection and is made of robust, stainless profiled sheet metal. The tubular frame and wall are each coated in RAL 9002 grey white. Suitable for models L14, L15, L18 and L19.

- + All-round tubular frame
- + Opaque wall module made of profiled sheet metal
- + Powder coated on both sides in RAL 9002 grey white
- + Including rear panel support