

Side walls

Rear wall Leipzig L10/L12/L14/L15 RAL 9002





Versatile expandable protection

Opaque rear wall for the „Leipzig“ shelter system with tubular frame and wall module made of profiled sheet metal powder-coated in RAL 9002 grey white.

Article number	EAN	Width	Height	Depth
102000109	4250366526713	2200 mm	1880 mm	



Colour	RAL 9002 - Grey white
Base material	Steel
Weight	40,00 kg
Surface treatment	Galvanised and color coated
For model	Leipzig
Side panel type	Troughed sheet
Accessory type	Side wall



The standardised base system of the „Leipzig“ shelter offers multifaceted options for adaptation to individual requirements. No matter which you decide on, the „Leipzig“ model always cuts a fine figure. It is ideal as robust protection for goods of all kinds – whether open, half-open or closed. The side wall with its

all-round tubular frame provides weather and privacy protection and is made of sturdy, stainless profiled sheet metal. The tubular frame and wall are each coated in RAL 9002 grey white. Suitable for models L10, L12, L14 and L15.

- + Side wall, can be used on the left or right
- + Opaque wall module made of profiled sheet metal
- + Powder coated on both sides in RAL 9002 grey white
- + Wall bracket included