

Shelters

Hamburg H 11




Tomorrow's public transport shelter today.

Futuristic-looking shelter system with cantilevered support arm construction, laminated glass roof and walls made of toughened safety glass.

Article number	EAN	Width	Height	Depth
102100292	4250366538310	1680 mm	3110 mm	2070 mm



Clear height	2200 mm
Clear depth	1970 mm
Roof style	Pent roof
Roof type	Laminated partially tempered glass
Colour	RAL 7016 - Anthracite grey
Base area	3,30 m ²
Mounting type	Floor mounting
Base material	Steel
Snow load	0,98 kN/m ²



The „Hamburg“ model is a futuristic-looking shelter system with a cantilevered support arm construction. The roofing is of laminated partially tempered safety glass according to DIN 18008. Drainage is via the roof by means of a water spout and rain gutter. The high-quality, minimalist-looking steel construction is hot-dip galvanised and painted with environmentally friendly

two-component paint with corrosion protection class C4 medium. Available in RAL colours of choice (except pearl and signal colours). Including rear and side wall made of clear toughened safety glass and fixed with glass holders. Five square tubing uprights with base plates for ground anchoring. Ready assembled.

- + Cantilevered, futuristic pent roof steel construction
- + Hot-dip galvanised, corrosion-protected square-section uprights
- + Rear and side panel made of toughened safety glass included
- + Custom coating in at least C4 medium quality
- + Fully assembled ex works

No guarantee can be given for the completeness and correctness of the data and illustrations.