


Parking system for bicycles In need of a rest

Leaning system with extra-secure parking hoops, frame rests and steel eyelets to protect even the highest quality bikes from damage and theft.

Article number	EAN	Width	Height	Depth
105800067	4250366515335	2100 mm	820 mm	1130 mm



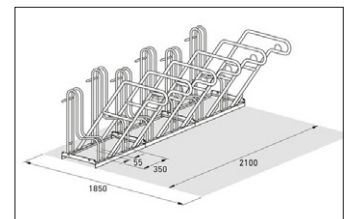
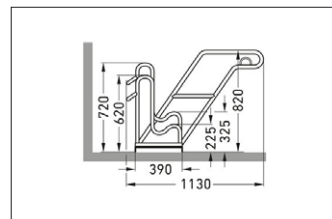
Parking spaces	6
Colour	Silver
Weight	56,40 kg
Construction type	Screwed / assembly kit
Base material	Steel
Mounting type	On the floor
Bike spacing	350 mm
Tyre width	55 mm
Configuration	One-sided
Positioning space depth	1850 mm



The Parker with Frame Rest 4600 features extra-secure, vertical-format parking hoops, waist-high frame rests and steel eyelets. With these equipment features even the highest quality bicycles of any size and design can be parked comfortably and securely. Plenty of space and maximum security for all; customers, employees and guests, or for you and your family. The alternating

low/high hoop setting saves valuable space. Storage depth for single-sided parking is approx. 1850 mm and approx. 3200 for double-sided. The system is prefabricated for ground mounting and series connection. Meets the requirements for theft protection according to DIN 79008:2016-05 point 7.2

- + Free-standing, bolted tubular steel construction
- + Vertical-format hoops, comfortable frame rests
- + Integrated eyelets to prevent theft
- + Prefabricated for row/series connection



Further information on our products and contact options at: www.wsm.eu/en.
No guarantee can be given for the completeness and correctness of the data and illustrations.