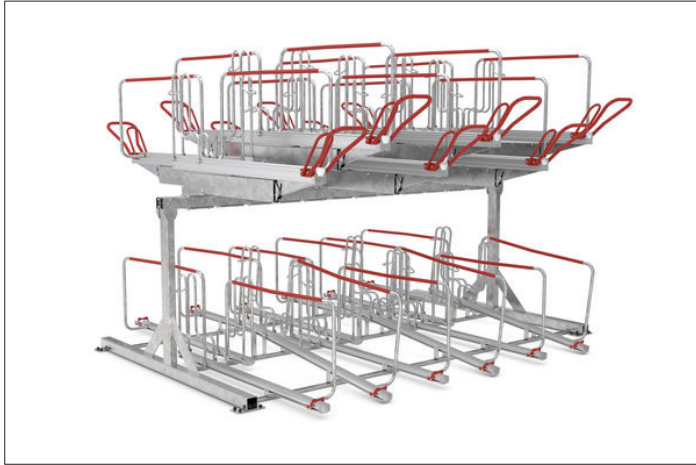


BikeHub Economy 2/24

Doubles the amount of parking spaces

The space-saving double-decker BikeHub parking system with parking hoops, leaning brackets and steel eyelets features gas springs for easy parking access.

Article number	EAN	Width	Height	Depth
105600050	4250366534879	3770 mm	2280 mm	3425 mm



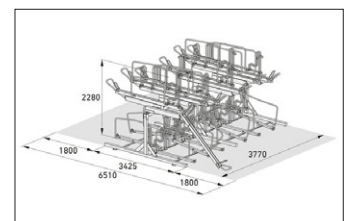
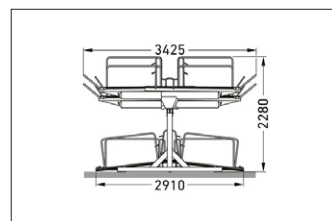
Parking spaces	24
Colour	Silver
Base material	Steel
Construction type	Screwed / assembly kit
Parking style	To park
Type of mounting	Floor mounting
Bike spacing	500 mm
Tyre width	55 mm
Weight	540,00 kg



Our double-deck parking system allows you to park twice as many bicycles on the same space if the available space is limited. The robust, corrosion-protected steel construction with aluminium support rails is ideal for parking at your company or residential complex as well as for permanent use in public spaces. The leaning and adjusting brackets are individually adjustable, making the double-deck parker suitable for all frame sizes and making

optimum use of existing space. The robust lifting aid with gas pressure damper ensures that even heavy bicycles can be adjusted without any problems. An anti-theft device optimised by a multitude of connection options ensures that even high-quality bicycles can be parked without hesitation. Suitable for tyre widths up to 55 mm. Wheel distance up to 500 mm.

- + Space-saving parking because of two-storey setting
- + Lifting aid for minimal effort
- + Optimal theft prevention with multiple locking possibilities
- + Suitable for tire widths of up to 55 mm
- + For single or double-sided parking



Further information on our products and contact options at: www.wsm.eu/en.
No guarantee can be given for the completeness and correctness of the data and illustrations.