

Rear wall Leipzig L10/L16 RAL 9002





Versatile expandable protection

Opaque rear wall for the „Leipzig“ shelter system with tubular frame and wall module made of powder-coated profiled sheet metal, each in RAL 9002 grey-white.

Article number	EAN	Width	Height	Depth
102001874	4250366533353	2250 mm	1880 mm	



Colour	RAL 9002 - Grey white
Base material	Steel
Weight	96,00 kg
Attachment unit	No
Surface finish	Galvanised and color coated
For model	Leipzig
Back panel type	Troughed sheet
Accessory type	Rear wall



The standardised base system of the „Leipzig“ shelter offers many options for adaptation to individual requirements. No matter which you decide on, the „Leipzig“ model always cuts a fine figure. It is suitable as robust protection for goods of all kinds – whether open, half-open or closed. The rear wall with its

all-round tubular frame provides weather and privacy protection and is made of sturdy, stainless profiled sheet metal. The tubular frame and wall are each coated in RAL 9002 grey-white. Suitable for models L10 and L16.

- + Opaque wall module made of profiled sheet metal
- + Protection from wind and rain
- + All-round tubular frame
- + Powder coated on both sides in RAL 9002 grey white
- + Including rear panel support

Further information on our products and contact options at: www.wsm.eu/en.
No guarantee can be given for the completeness and correctness of the data and illustrations.