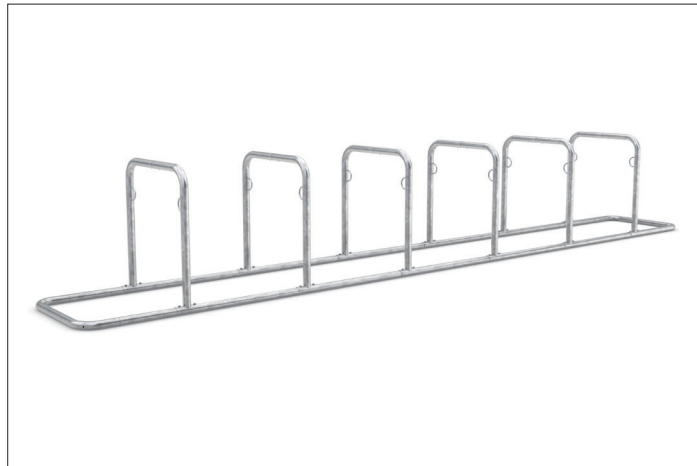


Galaxy 36


Contemporary, highly functional bicycle parking system

Free-standing, space-saving and injury-safe bicycle rest system with anti-theft device, advertising sign option and prefabricated for row/series connection.

Article number	EAN	Width	Height	Depth
105200005	4250366523491	5570 mm	870 mm	750 mm



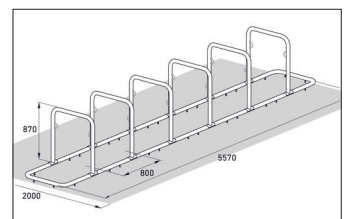
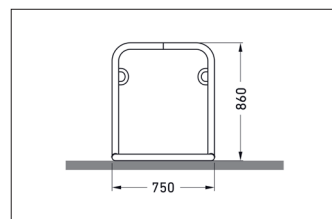
Parking spaces	12
Colour	Silver
Knee-high crossbar	No
Construction type	Screwed / assembly kit
Base material	Steel
Mounting type	On the floor
Bike spacing	800 mm
Configuration	Two-sided



The GALAXY lean & rest system stands alone and needs no concrete or foundation work. Bolt together, place upright – done! If you want to create many parking spaces, you can make fast progress. The 32-36 models offer between four and twelve parking spaces, which are designed to save space through double-sided access. The injury-resistant tubular construction without corners and

edges provides safety for the rider; integrated steel eyelets for bicycle locks do the same for the bicycle. GALAXY can be easily attached to the ground and be extended to almost endless row systems. If required, an optional advertising sign can be integrated. Available in many RAL colours.

- + Free-standing, bolted tubular steel construction
- + Corrosion-protected through galvanising
- + Integrated eyelets to prevent theft
- + Prefabricated for row/serial connection
- + Optional advertising signs can be added



Further information on our products and contact options at: www.wsm.eu/en.
No guarantee can be given for the completeness and correctness of the data and illustrations.