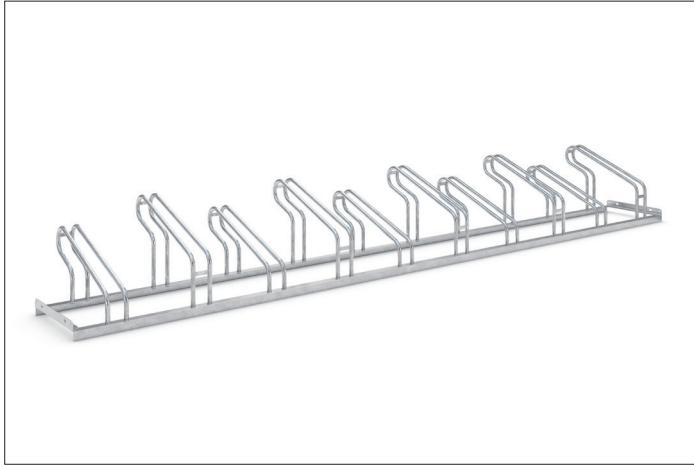


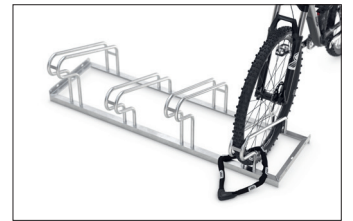
Stable, well-shaped simplicity

Corrosion-protected steel construction with robust tubular hoops, three to ten parking spaces and space-saving height-offset. No assembly required.

Article number	EAN	Width	Height	Depth
105700006	4250366513416	3500 mm	405 mm	538 mm



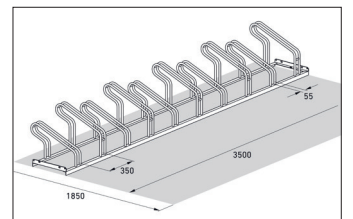
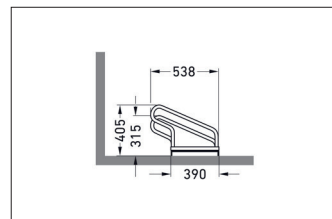
Parking spaces	10
Colour	Silver
Weight	33,00 kg
Construction type	Welded / ready assembled
Base material	Steel
Mounting type	On the floor
Tyre width	55 mm
Configuration	One-sided



In the Hoop Parker 1000 bicycles and pedelecs park offset in height at a comfortable spacing between wheels of 350 mm or also double-sided on request to save valuable space. The parking space depth is approx. 1850 mm for single-sided parking, approx. 3200 mm for double-sided. Fast set up, without requiring assembly

or concreting, this model can create large and super-large bicycle parking facilities in front of schools, lecture theatres, stadiums, train stations, etc. – or in front of the pharmacy. Ground anchors and mounting brackets are sold separately.

- + Robust, corrosion-protected steel construction
- + Alternate high/low setting
- + Optional for single or double-sided bike parking
- + Row/series connection (with an even amount of spaces) and ground mounting possible
- + No assembly required



Further information on our products and contact options at: www.wsm.eu/en.
No guarantee can be given for the completeness and correctness of the data and illustrations.