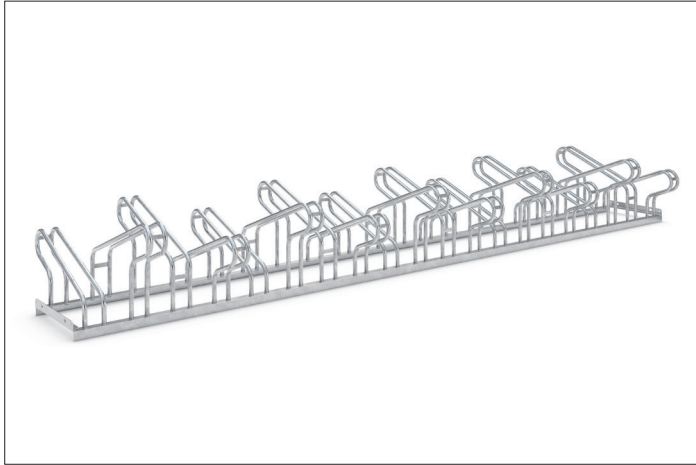


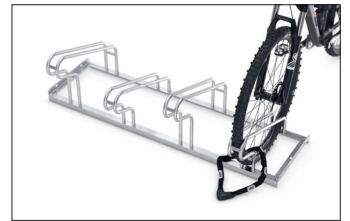
Stable, well-shaped simplicity

Corrosion-protected steel construction with robust tubular hoops, three to ten parking spaces and space-saving height-offset. No assembly required.

| Article number | EAN | Width | Height | Depth |
|----------------|---------------|---------|--------|--------|
| 105700010 | 4250366513454 | 3500 mm | 405 mm | 687 mm |



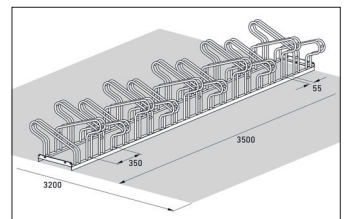
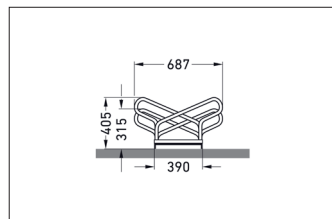
| | |
|-------------------|--------------------------|
| Parking spaces | 20 |
| Colour | Silver |
| Weight | 46,40 kg |
| Construction type | Welded / ready assembled |
| Base material | Steel |
| Mounting type | On the floor |
| Tyre width | 55 mm |
| Configuration | Two-sided |



In the Hoop Parker 1000 bicycles and pedelecs park offset in height at a comfortable spacing between wheels of 350 mm or also double-sided on request to save valuable space. The parking space depth is approx. 1850 mm for single-sided parking, approx. 3200 mm for double-sided. Fast set up, without requiring assembly

or concreting, this model can create large and super-large bicycle parking facilities in front of schools, lecture theatres, stadiums, train stations, etc. – or in front of the pharmacy. Ground anchors and mounting brackets are sold separately.

- + Robust, corrosion-protected steel construction
- + Alternate high/low setting
- + Optional for single or double-sided bike parking
- + Row/series connection (with an even amount of spaces) and ground mounting possible
- + No assembly required



Further information on our products and contact options at: www.wsm.eu/en. No guarantee can be given for the completeness and correctness of the data and illustrations.