



**Proven a thousand times over: our classic bike rack**

Galvanised steel construction with robust tubular hoops. Space-saving height offset. Row connection possible. Inexpensive shipping. For self-assembly.

| Article number | EAN           | Width  | Height | Depth  |
|----------------|---------------|--------|--------|--------|
| 105700026      | 4250366513607 | 700 mm | 415 mm | 687 mm |



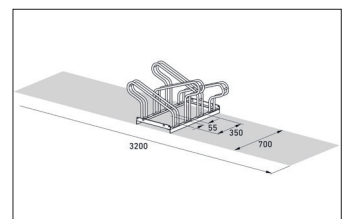
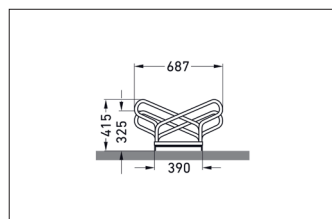
|                   |                        |
|-------------------|------------------------|
| Parking spaces    | 4                      |
| Colour            | Silver                 |
| Weight            | 11,60 kg               |
| Construction type | Screwed / assembly kit |
| Base material     | Steel                  |
| Mounting type     | On the floor           |
| Bike spacing      | 350 mm                 |
| Tyre width        | 55 mm                  |
| Configuration     | Two-sided              |



Not only is the Hoop Parker 2000 exceptionally stable, its functionality has proven itself thousands of times. Here you can park bicycles height-offset or double-sided on request to save valuable space. Parking space depth is approx. 1850 mm for single-sided parking, approx. 3200 mm for double-sided. With this model,

bicycle parking facilities for the most common bicycle models can be assembled on site. The 2000 BF variant is available for wider bikes and can also be compatibly combined with the 2000. Ground anchors and mounting brackets are sold separately.

- + Robust, corrosion-protected steel construction
- + Alternate high/low setting
- + Optional for single or double-sided access
- + Row/serial connection (with an even number of spaces) and ground mounting possible
- + Easy self-assembly



Further information on our products and contact options at: [www.wsm.eu/en](http://www.wsm.eu/en).  
No guarantee can be given for the completeness and correctness of the data and illustrations.