


2160 BF


The popular hoop parker now also for wide bikes

Galvanised steel construction with robust tubular hoops and two to twelve parking spaces for extra-wide bicycles. Space saving height offset. Pre-assembled.

Article number	EAN	Width	Height	Depth
105700070	4250366514024	1950 mm	415 mm	687 mm



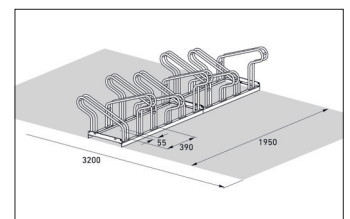
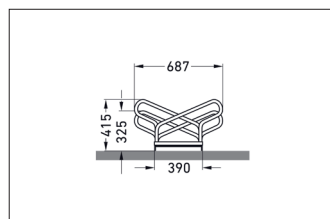
Parking spaces	10
Colour	Silver
Weight	28,70 kg
Construction type	Screwed / assembly kit
Base material	Steel
Mounting type	On the floor
Bike spacing	390 mm
Tyre width	55 mm
Configuration	Two-sided
Positioning space depth	3200 mm



The Hoop Parker 2000 BF complements our best-selling model 1000. The special feature: here modern bicycles with wider handlebars park without stress with 390 mm spacing between wheels. Height-offset or also double-sided on request to save valuable space. Parking space depth is approx. 1850 mm for single-sided

parking, approx. 3200 mm for double-sided. Parking facilities for bicycles with wider handlebars can be quickly set up. Both models are compatible with one another. Ground anchors and mounting brackets are sold separately.

- + Robust, corrosion-protected steel construction
- + Alternate high/low setting
- + Optional for single or double-sided bike parking
- + Row/series connection (with an even number of spaces) and ground mounting possible
- + No assembly required



Further information on our products and contact options at: www.wsm.eu/en.
No guarantee can be given for the completeness and correctness of the data and illustrations.