


BikeBox 2 extension


There´s hardly a safer way to park expensive bikes

Particularly robust sheet steel bicycle garage, corrosion-resistant, value retentive with cylinder lock, parking rail and optional battery charging accessory.

Article number	EAN	Width	Height	Depth
122000049	4250366531502	850 mm	1380 mm	2080 mm



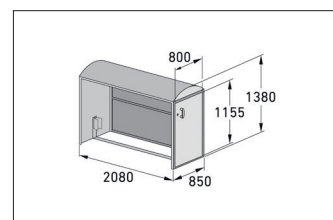
Add-on unit	Yes
Exterior wall thickness	1,50 mm
Parking spaces	1
Colour	RAL 3020 - Traffic red
Base material	Steel
Weight	163,00 kg
Surface finish	Galvanised and color coated
Tyre width	64 mm
Locking mechanism	Security lock
Configuration	One-sided



The BikeBox 2 offers even more protection, not only against wind and weather but, above all, against theft and vandalism. This is ensured by its stable construction of particularly robust, corrosion-protected sheet steel and a special security lock. If you want to park high-quality bicycles, pedelecs and e-bikes outside of buildings for an extended period here is the right solution – ideal

for companies, hotels and B&Bs, campsites, residential complexes, private households or bike & ride stations. The modular design allows the replacement of individual parts and enables the extension to a series of systems of any size. Parking rail. Optional with foldable shelf for chargers and power distribution box made of impact-resistant plastic with 250 V/16 A IP 44 socket.

- + Particularly robust sheet steel construction
- + Corrosion-resistant value-retention through galvanising
- + Standard with high-quality cylinder lock
- + Modular design for replacement and extension
- + Optional accessories for charging batteries



Further information on our products and contact options at: www.wsm.eu/en.
No guarantee can be given for the completeness and correctness of the data and illustrations.